



Chris Lai <christopher.lai@meetingdolphin.com>

OAuth Verification Request

5 messages

API OAuth Dev Verification <api-oauth-dev-verification-reply+0y05qts1bsock1d@google.com>

Tue, Jun 13, 2023 at 11:06 AM

Reply-To: API OAuth Dev Verification <api-oauth-dev-verification-reply+0y05qts1bsock1d@google.com>

To: christopher.lai@meetingdolphin.com

[MY CONSOLE](#)

Your Google Cloud Project [REDACTED]

[Action Needed]

Dear Developer,

Your app needs to follow some additional requirements to continue with the verification process. Please reply directly to this email when your app meets **all of the following requirements**:

Non-Applicable Apps

If your app falls under any of the below app types, your app doesn't need OAuth verification. For more information, see [What app types are not applicable for verification?](#) in our FAQ.

- **Apps for use only by accounts within your organization.** Click [here](#) to learn more about Internal apps and how to use your app internally.
- **Apps only intended for Google Workspace enterprise users** (note that access will depend on the permission being granted by the domain administrator). Click [here](#) to learn more about domain-wide installation.
- **Apps for personal use or for use by under 100 users.** You can continue using the app by bypassing the [unverified app](#) screen during sign-in.
- **Development apps** (including staging and private Beta apps) are ineligible for verification. Keep your app's [publish status](#) set to *Testing* and only update to *In Production* once it is ready for public use.

Privacy Policy Requirements

Under the [Google API Service: User Data Policy](#), your privacy policy and in-product privacy notifications **must clearly describe the way your application accesses, uses, stores, or shares Google user data**. The way you use Google user data should be limited to what you've described in your privacy policy.

Your privacy policy must also be:

- Hosted on the verified domain of your website.
- Visible to users.
- Linked on the app home page.
- Linked to the OAuth consent screen on the [Google Cloud Console](#)

Note: The privacy policy URL linked to the OAuth consent screen on the [Google Cloud Console](#) **must match** the privacy policy link on your app homepage.

Limited Use Requirements

Your privacy policy and use of Google user data obtained via Restricted and Sensitive Scopes must comply with the [Limited Use Policy](#).

To attest your compliance with the Limited Use Policy, we suggest adding a disclosure that meets the following requirements:

1. Easily visible to all users.
 2. Under 500 characters.
 3. Clearly calls out that the app complies with the Google API Services User Data Policy, including the Limited Use requirements.
 4. Contains a link to the [Google API Services User Data Policy](#) so that it's easily accessible to all users.
- **Example disclosure:** "(App's) use and transfer to any other app of information received from Google APIs will adhere to [Google API Services User Data Policy](#), including the Limited Use requirements."

Note that apps distributed on Google Play are also subject to the [Google Play Developer Distribution Agreement](#).

You can also find more information in the [Limited Use Requirements section](#) of the [OAuth API Verification FAQ](#).

Please reply directly to this email with the URL to the disclosure if you add a disclosure to your app.

Verified Domains & Accessible URL links

You also need to verify that you own all the authorized domains listed in your request:

- [meetingdolphin.com](#)

Go to the IAM page to add a role owner to your project. Roles give project members the permissions they need to verify domain ownership.

1. Add either a [Project Owner](#) or a [Project Editor](#) to your project.
2. Go to the [Search Console](#) to complete the domain verification process.

Please Note: Third party domain not owned by you, or domains that are hosted by a third party site, or redirects to third party sites are not permitted.

Additional Scopes Not Submitted for Verification

Your project has recently accessed these scopes, which were not included in your verification request:

- <https://www.googleapis.com/auth/contacts.readonly>

If you need access to these additional scopes:

- **Add the scopes** listed above to your project in your [Google Cloud Console](#).
- Click '**Submit for verification**'.
- **Provide justification** for additional scope(s)
- **Provide screenshot(s) or an unlisted YouTube or Google Drive file link to a demo video** showing login and use of the new scope(s)
- **Reply** to this email with the new information.

If you don't need these scopes, reply to this email and tell us that these scopes are not needed or used. Be sure to review your apps codebase and remove any requests for the identified additional scopes. Use of any other scopes not listed on the OAuth Consent screen **will result in users seeing an unverified app warning**.

Validation of App Functionality

In order that we can better understand your app's functionality and your compliance with the [Google API Services User Data Policy](#) please reply back to this email with **screenshot(s)** or an unlisted YouTube or Google Drive file link to a video of the following:

- Any [Google sign-in button\(s\)](#) **and/or the button(s) used to launch the OAuth API integration**.
 - <https://www.googleapis.com/auth/calendar.readonly>

You can refer to these pages for more information about specific OAuth Scopes:

- [OAuth 2.0 Scopes Page](#)
- [Gmail API Scopes Page](#)

Thank you for your patience. Please let us know if you have any questions. You can also find more information in the [OAuth API Verification FAQ](#).

[GO TO MY CONSOLE](#)

[Share your Feedback](#)

Thanks,

The Google Trust & Safety Security & Privacy Team

Google

© 2023 Google LLC, 1600 Amphitheatre Parkway, Mountain View, CA 94043

You have received this mandatory service announcement to update you about important changes to Google Cloud Platform or your account.



BxGwGYYgVyffKT9.png
588K

Christopher Lai <christopher.lai@meetingdolphin.com>

Tue, Jun 13, 2023 at 3:11 PM

To: API OAuth Dev Verification <api-oauth-dev-verification-reply+0y05qts1bsock1d@google.com>

Hi Google Trust and Safety Security & Privacy Team,

I have made the following update based on the comments. Please let me know if you need more information.

Non-Applicable Apps

→ My app is for public use.

Privacy Policy Requirements & Limited Use Requirements

Please reply directly to this email with the URL to the disclosure if you add a disclosure to your app.

→ Updated privacy under the home page to include Google's User Data policy and explanation of data usage. URL is [meetingdolphin privacy-policy](#).

Verified Domains & Accessible URL links

You also need to verify that you own all the authorized domains listed in your request:

- [meetingdolphin.com](#)

- Project Owner of meetingdolphin.com is christopher.lai@meetingdolphin.com
- Domain "meetingdolphin.com" is verified.

Additional Scopes Not Submitted for Verification

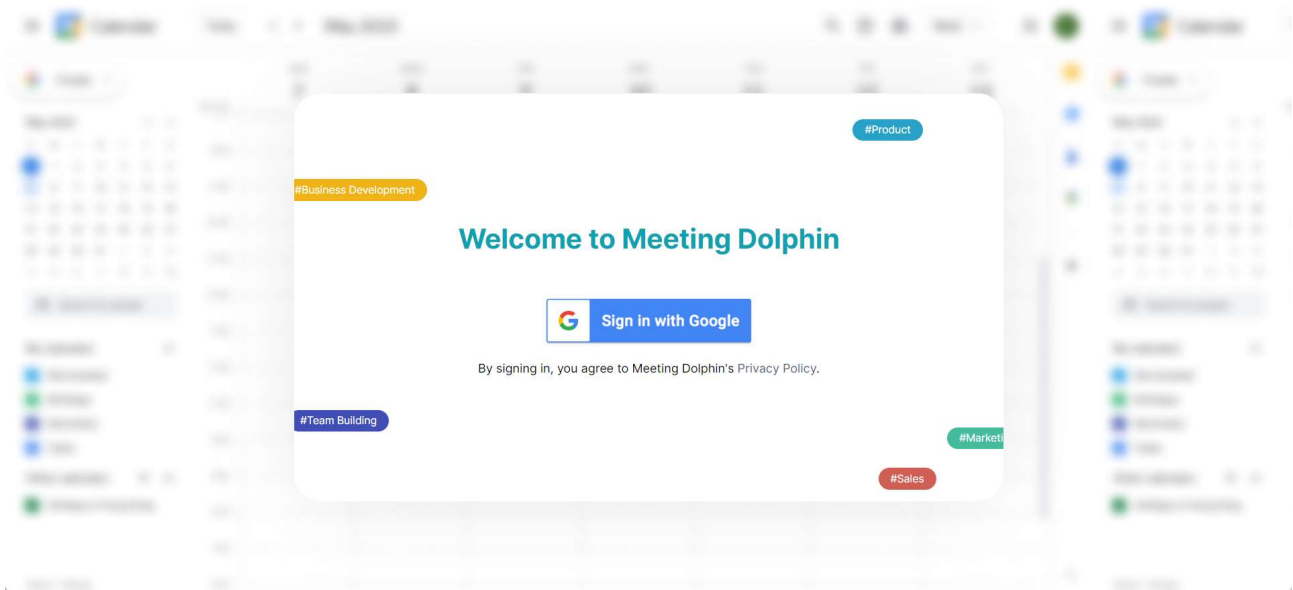
Your project has recently accessed these scopes, which were not included in your verification request:

- <https://www.googleapis.com/auth/contacts.readonly>

→ Scope "<https://www.googleapis.com/auth/contacts.readonly>" is not required for the application. I only used it once to dev test for scopes and will not be using it for the public application.

Validation of App Functionality

- Updated button to Google's branding under <https://developers.google.com/identity/branding-guidelines>
- New screen on login. <https://meetingdolphin.com/auth>



Best,

Chris

[Quoted text hidden]

API OAuth Dev Verification <api-oauth-dev-verification-reply+0y05qts1bsock1d@google.com>

Thu, Jun 15, 2023 at 11:20 AM

Reply-To: API OAuth Dev Verification <api-oauth-dev-verification-reply+0y05qts1bsock1d@google.com>

To: christopher.lai@meetingdolphin.com



MY CONSOLE

Your Google Cloud Project [REDACTED]

[Action Needed] Privacy Policy

Hi,

Thanks for your patience.

We have noticed that your privacy policy is not accessible from your homepage. Please be ensure that it must be accessible from homepage in order to continue with the verification.

Once your privacy policy is linked to your homepage, please reply back to this email.

You can find more information in the [OAuth Application Verification FAQ](#).

To make sure we don't miss your messages, reply directly to this email to continue with the verification process. Any new email sent to api-oauth-dev-verification@google.com won't go to our team.

[GO TO MY CONSOLE](#)

Thanks,

The Google Trust & Safety Security & Privacy Team

Google

© 2023 Google LLC, [1600 Amphitheatre Parkway, Mountain View, CA 94043](#)

You have received this mandatory service announcement to update you about important changes to Google Cloud Platform or your account.

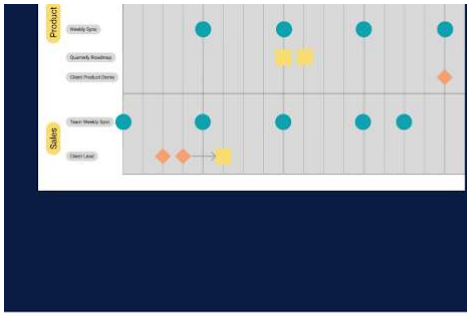
Christopher Lai <christopher.lai@meetingdolphin.com>

Thu, Jun 15, 2023 at 2:33 PM

To: API OAuth Dev Verification <api-oauth-dev-verification-reply+0y05qts1bsock1d@google.com>

Hi Google Trust and Safety Security & Privacy Team,

Thanks for the update. I have now added the privacy policy link to the home page as part of the footer.



Visualize and plan your meetings in advance in the timeline view. This gives you visibility of your meetings across different departments and allows you to plan your meetings more efficiently. This view also provides your clients a clear overview of how the project is ran.

Project Reconciliation

Project retrospectives are a great way to improve your team's performance. The timeline view lets you easily identify what meetings were held and what was discussed. This makes it easy for you to find out exactly what happened during a project in a user-friendly way.



© 2023 Meeting Dolphin. All rights reserved.

[Privacy policy](#)

Best,
Chris
[Quoted text hidden]

API OAuth Dev Verification <api-oauth-dev-verification-reply+0y05qts1bsock1d@google.com>
Reply-To: API OAuth Dev Verification <api-oauth-dev-verification-reply+0y05qts1bsock1d@google.com>
To: christopher.lai@meetingdolphin.com

Sun, Jun 18, 2023 at 1:13 PM



Google Cloud Platform

MY CONSOLE

Your Google Cloud Project [REDACTED]

Request Granted

Hi,

Thanks for submitting an OAuth App verification request.

Your project [REDACTED] is now verified for these scopes:

- <https://www.googleapis.com/auth/calendar.readonly>
- <https://www.googleapis.com/auth/userinfo.email>
- <https://www.googleapis.com/auth/userinfo.profile>
- [openid](#)

Your app can now function without users seeing the **unverified app screen** for these verified scopes.


You may need to submit another review request if you make certain changes to the Consent Screen. This includes making changes to brand information and access to

unverified scopes.

For example, your project may show the **unverified app screen** if the OAuth scopes used by your project are not exactly the same as the ones your app has been approved for.

If your project has been verified for broader sensitive/restricted scopes, this doesn't allow your app to make calls to the narrower, unapproved sensitive/restricted scopes.

If you need additional sensitive or restricted scopes, you can add them to your OAuth consent screen configuration page by doing the following:

1. Sign-in to the [Google Cloud Console](#)
2. Select the project-id: 
3. Go to **OAuth Consent Screen** under **APIs & Services**
4. Go to **Scopes for Google APIs** and click **Add scope**
5. Select the requested scope(s)
6. Click **Add**
7. Click **Submit for verification**

After you submit your verification request, our team will follow up with you in a new email thread.

If you plan to request a **restricted API scope**, your app will have to follow additional requirements as per the [Google API User Data Policy](#).

If you have any other questions, please reply directly to this email.

Note: Any new emails sent to api-oauth-dev-verification@google.com won't go to our team.

[GO TO MY CONSOLE](#)

Thanks,

The Google Cloud Trust & Safety Team

Google

© 2020 Google LLC, [1600 Amphitheatre Parkway, Mountain View, CA 94043](#)

[Quoted text hidden]